

# Science Task 1: Senses and Body Parts

## Materials and Setup

---

### Item 1

tea bag



(teacher provided)

### Item 3

No setup required.

### Item 5

No setup required.

### Item 2

No setup required.

### Item 4

No setup required.

## Adaptive Instructions

---

N/A (Not Applicable) (Item 1, 2, 3, 4, 5)

## Access Limitations

---

N/A (Not Applicable) (Item 1, 2, 3, 4, 5)

Science Task 1:

Senses and Body Parts: Item 1

Setup



(teacher provided)

Script

Say: *We're going to talk about our senses. Here is a tea bag. Let's use our senses to learn about the tea bag.*

Do: Show the tea bag to the student. Allow the student time to focus.

Say: *Let's smell the tea bag.*

Do: Assist the student if necessary in smelling the tea bag.

Say: *Do you like how the tea bag smells?*

Do: Allow time for the student to respond.

Say: *Let's touch the tea bag.*

Record 4 points:

- Student demonstrates **sustained involvement** in the activity; for example, he or she may
- consistently attend to teacher's communication (verbal or signed) and actions;
  - participate with intention in action involving the objects as modeled;
  - imitate (or try to imitate) action involving the objects as objects;
  - shift body movement/eye gaze appropriately as focal point of demonstration changes;
  - make an appropriate vocalization (e.g., an associated sound) in response to objects; and/or
  - demonstrate anticipation or prediction of next words and/or actions.

Record 3 points:

- Student demonstrates **generally maintained involvement** in the activity; for example, he or she may
- generally attend (with infrequent lapses) to teacher's communication (verbal or signed) and actions;
  - touch or point to object(s) as described;
  - sustain gaze toward object(s) during manipulation by teacher;
  - vocalize to show acknowledgment of object(s) during manipulation/exploration; and/or
  - willingly permit (participate in) hand-over-hand exploration of object(s).

Record 2 points:

- Student demonstrates **intermittent/irregular involvement** in the activity; for example, he or she may
- intermittently attend to teacher's communication (verbal or signed) and actions;
  - move toward/reach for the object(s) presented;
  - touch the object(s) presented; and/or
  - look at the object(s) presented, shifting gaze at least sometimes as appropriate.

Record 1 point:

- Student demonstrates **fleeting awareness** of, but little/no involvement in, the activity taking place; for example, he or she may
- only fleetingly attend to teacher's communication (verbal or signed) and actions;
  - exhibit a momentary change in movement, vocalization, and/or respiration in response to teacher and/or object(s);
  - open or move eyes toward teacher and/or object(s); and/or
  - permit guided touch/grasp of object as initially presented.

Record N:

Student does not demonstrate any awareness of the object(s) or involvement in the activity taking place or may refuse to engage in the activity at any level.

Do: Assist the student if necessary in feeling the tea bag.

Say: ***Does the tea bag feel soft to you?***

Do: Allow time for the student to interact with the tea bag and smell and touch the tea bag. Then, record a score on the basis of the rubric and go to the next item.

Science Task 1:

Senses and Body Parts: Item 2

Setup

No setup required.

Script

Say: ***These are my eyes*** (indicate your eyes). ***Watch (feel) me blink my eyes.***




Do: Blink your eyes several times.

Say: ***Can you blink your eyes?***

Do: If necessary, demonstrate blinking your eyes again and encourage the student to blink his or her eyes.

Scoring Note: Record a 1 if the student blinks his or her eyes.

**TRY 1**

 Correct	→	Record 1	→	Next Item
 Incorrect	→	Record 0	→	Next Item
 N	→	Record N	→	Next Item

Science Task 1:

Senses and Body Parts: Item 3

Setup

No setup required.

Script

Say: ***This is my nose. Watch (feel) me touch my nose.***




Do: Touch your finger to your nose, repeating the action if necessary.

Say: ***Can you touch your nose?***

Do: If necessary, demonstrate touching your nose again and encourage the student to touch his or her nose.

Scoring Note: Record a 1 if the student touches his or her nose or otherwise indicates his or her nose.

**TRY 1**

 →	Record 1	→	Next Item →
 →	Record 0	→	Next Item →
 →	Record N	→	Next Item →

Science Task 1:

Senses and Body Parts: Item 4

Setup







No setup required.

Script

Say: ***Are these your ears*** (indicate the student's ears) ***or are these your ears*** (indicate the student's eyes)?

Scoring Note: Record a 1 if the student indicates his or her ears.

**TRY 1**

 →	Record 1	→	Next Item 
 →	Record 0	→	Next Item 
 →	Record N	→	Next Item 

Science Task 1:

Senses and Body Parts: Item 5

Setup

No setup required.




Script

Say: **Show (tell) me what we use to drink. Do we use: our eyes** (indicate the student's eyes) **or our mouth** (indicate the student's mouth)?

Scoring Note: Record a 1 if the student indicates his or her mouth.

At the completion of the task say: **We're finished talking about our senses.**

**TRY 1**

 Correct	→	Record 1	→	Next Item
 Incorrect	→	Record 0	→	Next Item
 N	→	Record N	→	Next Item

This page intentionally left blank.